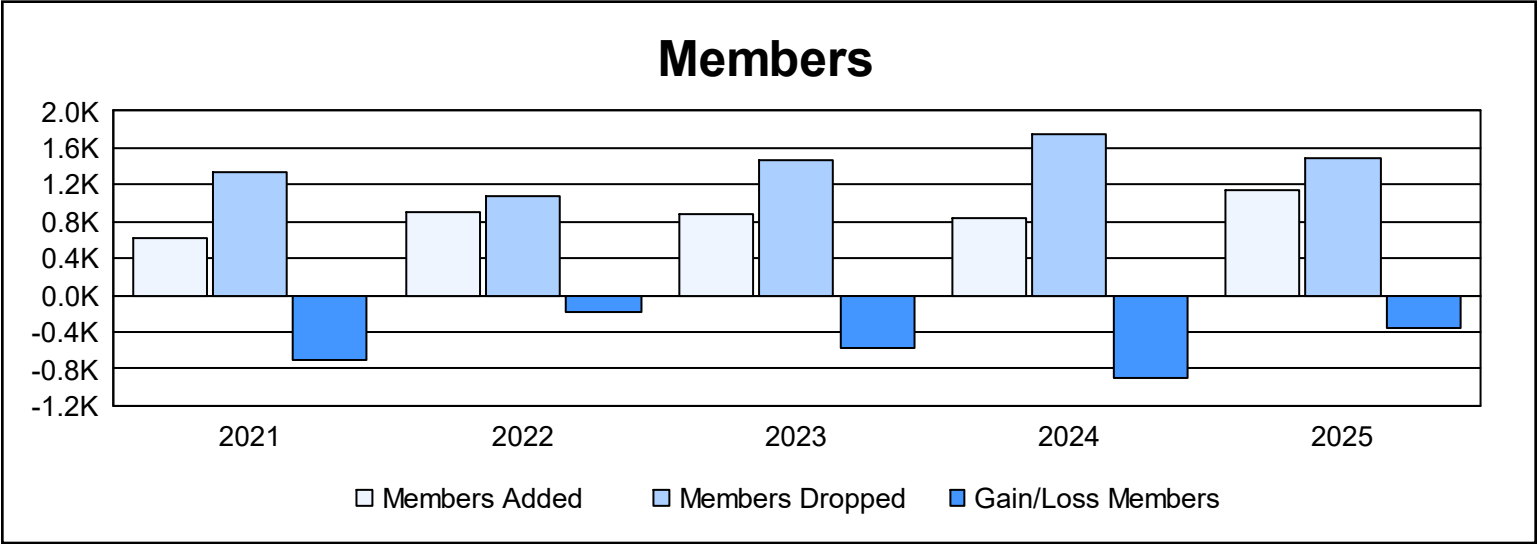
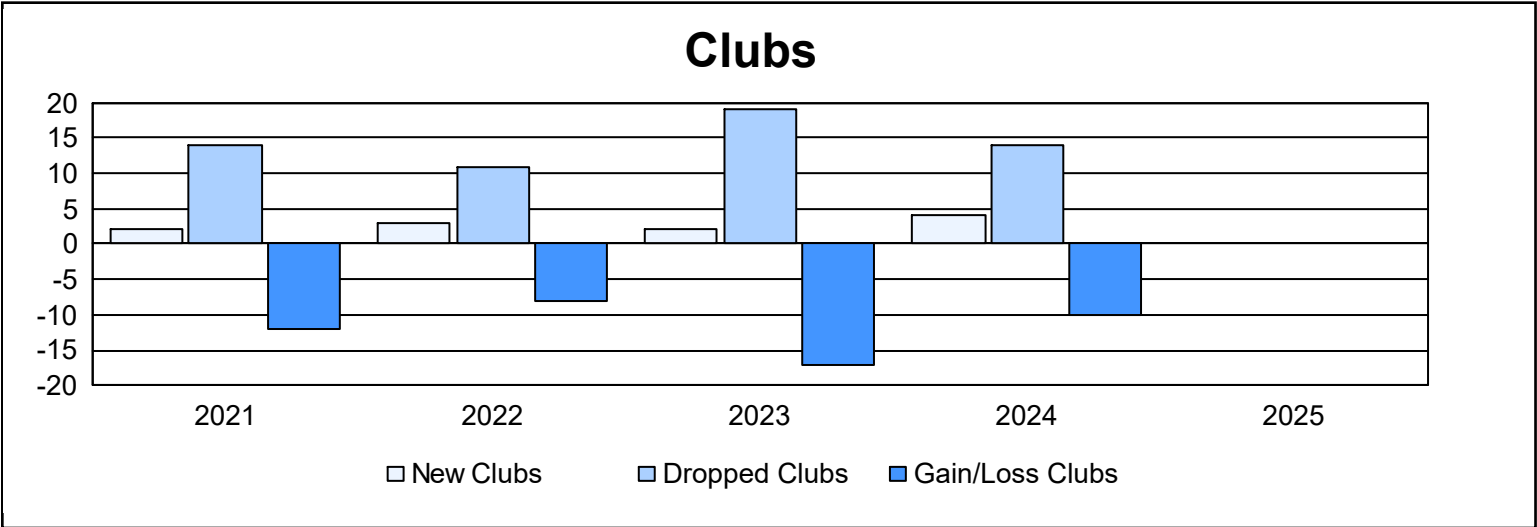
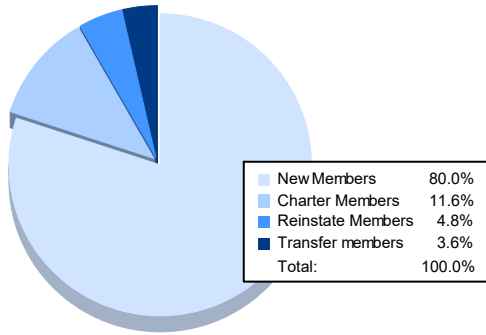


Year	New Clubs	Dropped Clubs	Gain/ Loss Clubs	New Members	Charter Members	Reinstate Members	Transfer Members	Total Member Added	Total Members Dropped	Gain/ Loss Members
2020-2021	2	14	-12	517	55	21	20	613	1,328	-715
2021-2022	3	11	-8	749	93	24	26	892	1,082	-190
2022-2023	2	19	-17	698	59	42	91	890	1,461	-571
2023-2024	4	14	-10	657	132	26	32	847	1,746	-899
2024-2025				905	131	54	41	1,131	1,488	-357
Average	3	15	-12	705	94	33	42	875	1,421	-546



Membership Composition June 2025 Cumulative



Gender Composition June 2025 Cumulative

